



YOUNG PEOPLE: YOU ARE THE CHURCH OF TODAY

Resource 5 – Communication



Good communication helps us to grow closer, to know one another better, and ultimately, to grow in unity. The walls which divide us can be broken down only if we are prepared to listen and learn from one another. We need to resolve our differences through forms of dialogue which help us grow in understanding and mutual respect.

- Pope Francis

Scripture Passage - Ephesians 4:29:

Let no evil talk come out of your mouths, but only what is useful for building up, as there is need, so that your words may give grace to those who hear.



SONG:
How Great Is Our God (World Edition)
Chris Tomlin

<https://www.youtube.com/watch?v=vq5qDljEw7Q>

We encourage you to translate the lyrics of this song in the languages that your youth members belong to.

Teach the rest of your group how to sing it in a particular language

Use it as a closing song for youth group.

How Great Is Our God contd.

Verse 1:

The splendour of the King
 Clothed in majesty
 Let all the earth rejoice
 All the earth rejoice

Chorus:

How great is our God, sing with me
 How great is our God, and all will see
 How great, How great is our God
 How great is our God, How great is our God
 How great is our God, How great is our God
 How great, How great is our God

See appendix 1 for extended lyrics

PRAYER:

Excerpt from the Fit For Mission Prayer

Gracious and merciful God,
 we pray that through the Holy Spirit
 we may all hear your call to mission
 and seek a deeper relationship with your Son,
 Jesus.

We pray
 that we may learn to use modern means of
 communication
 to spread the good news, to reach out
 and touch those who tweet and post and email and
 text. We ask that you inspire us to embrace the
 new media in your name.

Amen.



Posting the word of God

CREATIVE PRAYER

Materials: Paper templates (*see appendix 2*), pens/felts, social media board, blutac

Opening Prayer:

Loving Father,
You have showered us with blessings every day of our lives, those we see and those that we may sometimes not see. May the minds of all of this world work together to find mutual understanding. May we see you as True and that we are of your likeness. May our words reveal truth and love more than they obscure or hurt others. Most of all, may our minds, eyes and tongues be guided by our hearts and Your love which are far greater and older than words.

Scripture – *Ephesians 4:25-27,29-32*:

So then, putting away falsehood, let all of us speak the truth to our neighbours, for we are members of one another. Be angry but do not sin; do not let the sun go down on your anger, and do not make room for the devil.

Let no evil talk come out of your mouths, but only what is useful for building up, as there is need, so that your words may give grace to those who hear. And do not grieve the Holy Spirit of God, with which you were marked with a seal for the day of redemption. Put away from you all bitterness and wrath and anger and wrangling and slander, together with all malice, and be kind to one another, tender-hearted, forgiving one another, as God in Christ has forgiven you.

Reflection:

Ephesians 4:29 tells us not to allow evil intent come from our mouths, but instead to build up one another with words that give grace to those who listen. Communication is a double edged sword that can either make or break a person or situation. Because of this, we must always be careful of what comes out of our mouths, but more importantly, the content that remains in our hearts.

The language of today is very different than in the

past which is part of the cause of misunderstandings with scripture and prayer. We must embrace the language of today when speaking to God, though always remembering to remain respectful.

Using these templates, write a prayer to God using the language of today whilst trying to keep it within 2-4 sentences. Be as creative as you like but again, remember to stay respectful and solemn.

Once everyone is done invite them all in saying the closing prayer with you. One by one, read each prayer and once done reading, stick your prayer onto the social media board.

Closing Prayer:

Lord we pray that our words and actions always exemplify you and build up one another. May we be patient in our encounters and conversations with our peers. Lord we ask that you hear all of these prayers. We hope and pray all of this through Christ our Lord, Amen.



Don't. Say. A. Word.

ICE-BREAKER

Dynamics:

1. Split the participants into groups of 2 or 3.
2. Tell each person to think about 3 interesting facts about themselves.
3. Each person has to now communicate with their groups what their 3 facts are. The catch is; ***You cant talk. At all.***
4. Give each team a few minutes to finish. Once all are finished make each group nominate one person within their group.
5. The people nominated now have to act out their 3 facts to the rest of the participants.

Debrief:

- How did you find having to act out your facts rather than voice them out?
- Were there some facts that were harder to act out? Such as?
- How did you find trying to understand what others were trying to tell you?

It is often hard to communicate the right thing, especially in action. People may not understand us the first time round, even at all. But we must remain patient and continue to help others understand what we hope to communicate.

Sometimes we may feel we don't have a voice in our world today. To that, let us use our actions to advocate what we believe and support.

Misunderstandings are bound to happen. Like the standards of Tu Kahikatea say, we are representations of our faith wherever we are and whatever we do. It is important to always act in a good manner as some people may misinterpreted what we may be doing or feeling if we don't make it clear enough.



The World Trade Circle

SESSION 1 - ACTIVITY 1

Materials:

- Random small items (at least 1 per participant – If there are more participants than items then group people till there are equal amounts of groups and items) *see appendix 3 for examples*
- Small bags to keep the item in to hide
- Pieces of paper which say what each small item is.

Dynamics:

1. Give each participant/group 1 item and 1 piece of paper (make sure the participant's/group's item does not match what it says on the paper e.g. If they were given a pen make sure their paper doesn't say "a pen". **DO NOT SHOW OR TELL OTHERS THE ITEM THAT YOU HAVE, only take a peak inside your bag.**
2. The item that is written on the piece of paper is the item that you need to obtain. To finish, everyone needs to find the items that are written on their piece of paper.
3. To find your item you will take part in conversation with others, telling them the type of item you need **BUT YOU MAY NOT DIRECTLY SAY WHAT YOU NEED.** For example (if you have a pen) you may not say "I'm looking for a pen" but you may say "I'm looking for something I can use to write with." If this person does not have what you are looking for then go to

the next person. You may swap with them whether or not they have what you are looking for.

4. You may not shout out to the room what you have or what you are looking for.
5. Once you have what you need you must go to a referee to validate your item.
6. You may play another round if time allows or give teams more than 1 item.

Debrief:

- How did you find trying to retrieve your item?
- How did you find trying to describe your item without saying what it was?
- Were you ever able to help out others looking for what they need?

People receive different things in different ways. One of the reasons why is because people have different love languages. There are five love languages, each outline different ways to express and experience love (*See Tool for more information*). In communication it is always important to communicate in a way which other's will receive not only correctly but also effectively. We must strive to understand the needs of our members.

Is the way you are communicating pointing you and others to God?



Can You Hear Me?

SESSION 1 - ACTIVITY 2 (Pt. 1)

Materials:

- A bunch of soft toys or items that could be used as obstacles
- Blindfolds

Safety reminders:

- Make sure the space to be used is large and clear enough to allow for adequate movement without hitting anything that could injure somebody.
- Make sure obstacle pieces are all soft enough as to not injure anyone if stepped on.
- Nominate one person to overlook health and safety, making sure no one step over anything dangerous or fall over etc.
If somebody has an existing injury preventing them from taking part, they may be the best to nominate.

Set Up:

- Create a start and finish lines on different ends of the room and within the 2 lines scatter toys/objects around to act as obstacles for people to move over or around.
- Allow 2 sides of the course, 1 side for team.

Characters:

- **Director**: Act as the first person to lead the others to the finish line
- **Obstacle walkers**: Need to go from one side of the obstacle to the other.
- **Distractors**: Act as distractions and obstacles to distract the opposing team's obstacle walkers. They may distract by yelling but not touching the other team.

Dynamics:

1. Split the participants into 2 groups.
2. Now allow each group to divide themselves into 2 separate teams, one team which will act as the distractors and the other which act as the obstacle crossers.
3. Each group shall blindfold all but 1 of their obstacle walkers then gather at the starting line of their respective team's side.
4. The person without the blindfold will act as the first Director. They will stand at the finish line.
5. Scatter the group of distractors around the opposite team's course.
6. Start the game and 1 by 1 each obstacle walker will be escorted, by VOICE ONLY, to the finish line. Once the obstacle walker reaches the finish line they then act as the director for the next person.
(If an obstacle walker steps on or touches an obstacle they must take 2 steps backward)
7. The team to have all obstacle walkers to the finish line first wins.



Can You Hear Me?

SESSION 1 - ACTIVITY 2 (Pt. 2)

Debrief:

- How did you find traversing the obstacle course blinded?
- What part did the distractors play in you being able to listen to your director?
- How did you find having to give instructions, as a director, to the walkers?

There are 2 parts to communication, speaking and listening. To get something done or to get across something as efficiently and purposeful as possible, good communication is crucial and saying things the right, sensitive, and thoughtful manner will be best received.

Communicating means sharing, and sharing demands listening and acceptance. Listening is much more than simply hearing. Hearing is about receiving information, while listening is about communication, and calls for closeness.

How do you communicate to others face to face?

To be as good as we can at communicating we must understand and be able to take part in both parts, speaking and listening. How we communicate with people can tell us a lot about ourselves. Are we willing to listen? Are we willing to speak? Or are we willing to speak without listening or not listen at all? The words and thoughts that come out of our mouths should always be respectful.

How do you communicate through social media?

We can use the vast range of social media to spread our beliefs and advocate what we hold value in. However, as a member of the church it is always important to remember that we represent our faith during mass, youth meetings, at school and work, and in everyday life so we must always watch what we do on social media.

Who do you allow to influence you?

We become the product of what influences us. How we are raised and who we look up to make us who we are today. It is good to be influenced by people, but we must remember that not all influences are bad. Remember that your influences should be helping you grow closer to God.

Who do you follow on social media?

It is always important to actively look at who or what you are following on social media. There are many people being looked up to as false prophets and many of our youth are mislead into acting in their ways. Let us be reminded tat our actions should be an attempted replica of those of Christ.

The internet is a blessing and a great tool. It is a great place for us to search for answers but we must always make sure the place where we are receiving our information is trusted and certified to learn the Truth.



Masterpiece

SESSION 2 - ACTIVITY 1

Materials:

- Pictures/things to draw (see *appendix 4 for examples*)
- Paper
- Felt tips/Pens

Dynamics:

1. Split the group into pairs and instruct them to sit with their backs against their partner.
2. One person in each pair will be given a picture, they are the **Describer**. This person's task is to describe the drawing. You may only describe shapes and objects but you CANNOT say exactly what to draw.

E.g. If drawing a bird, you can't say "draw a bird" or "draw an eye" or "draw a foot" or "draw a wing".

You may say, "draw a circle x cm wide" or "draw a large oval"

3. The other person in the pair will be given a blank piece of paper and something to draw with, they are the **Drawer**. Their task is, only using the given instructions, to draw the object described.
4. You may NOT look at the other person's picture.

Alternatives:

- If you have a small group, you can get them to place the blank sheet of paper over their head and have one person give instructions on what to draw.
- You may take turns being the drawer and the describer.

Debrief:

- How did you feel having to describe the object?
- How could you have improved on your descriptions?
- How did you feel having to draw something only using a description?
- What would have worked better for you as a listener?

Each person has their own way of conveying a message. We must be aware of this and be patient in an understanding way if any language barriers are present. At the same time, because of different upbringings, personalities and cultures, each person has different ways of receiving things. Therefore, we must also be aware of the way and light we say things so that we don't accidentally offend somebody. Often this will happen but we must try our best to watch what comes out of our mouths and make sure each word is fruitful.



Are You Talking To Me?

SESSION 2 - ACTIVITY 2

Materials:

- Instructions for the introverts & extroverts (*see appendix 5*)
- Human bingo sheets (*see appendix 5*)

Dynamics:

1. Instruct all participants to stand in a line.
2. Get all the extroverts to move to the right side of the line and the introverts to the left side. (*See Appendix 5 for descriptions of each*)
3. Give each group a separate set of instructions.

Round 1:

1. Give each group human bingo sheets. Each person has to go around the room looking for other people who can say yes to each thing in the human bingo sheet. If yes, then get them to write their name on that box of the sheet.
2. Each individual needs to, however, stay in character of what is said on the instruction sheets give. *E.g. Extroverts will always speak loudly*

Round 2:

1. Get the group to switch roles; every extrovert will now play the role of an introvert and vice versa.

2. In this round, the participant will go back to the people who have claimed that they have done the activity to confirm that they have done it or get them to act out the action. E.g. If the person can sing the New Zealand National Anthem in Te Reo, get them to sing the first verse.

Debrief:

- How did you go find trying to fill out your sheet?
- Were you comfortable in the first roles you were given? Why?
- How did you feel when you had to act out a role more unnatural to you?

New Zealand has been blessed with a diversity of people with different backgrounds and cultures.

Very often people of different cultures communicate differently. While something might be considered appropriate in one culture, it is not necessarily so in the other culture.

Something that affects our style of communication is if a person is an introvert or an extrovert. People often put on extrovert hats when dealing with youth, however, we also need to understand that not everyone is always in a space to keep talking and may be a little more on the introvert side.

Remember that neither is better than the other and communication can take place in many different forms. Don't be afraid to be either when needed.

There's Something About Mary

Mary said Yes.

<http://www.news.va/en/news/message-for-world-day-of-communications-communicat>

In the Gospel, when Mary visited Elizabeth, the baby within her leapt for Joy.

Remember the concept of the importance of communication, language, and conversation in family. It is in families where we first learn how to converse. And conversation is a prayer with God.



Love Languages

TOOL

Understanding others is a big part of how you'll communicate with them and how they will receive different things. To best understand how we can be effective with our communication to particular people, we can look at the different forms of love languages; words of affirmation, acts of service, receiving gifts, quality time and physical touch.

One way to understand the love languages is to take the test ourselves to see where we are at.

Note that over time your love language is bound to change so you may take this test multiple times at different stages in your life to check where you are at.

Take the test on:

https://s3.amazonaws.com/moody-profiles/uploads/profile/attachment/1/5LLPersonalProfile_SINGLES_1.pdf



I am afraid of technology

Called to Action



The Catechism of the Catholic Church says this about communication: Communicating truth must be done prudently within the context of Charity. Often truth is wielded as a weapon and thus has a destructive rather than a constructive effect. [2488-2489,2491].

When conveying anything we must think of the “three sieves” of Socrates: Is it true? Is it kind? Is it helpful?

Whatever we communicate, either face to face or via the internet or any other media, we are called to uphold the dignity of the other person.

Something to reflect on

“Everything we say must be true, but we need not say everything that is true”

[bracket numbers refer to Catechism of the Catholic Church]



Bishop Pat in Fit For Mission calls us to use new media to communicate the good news. What are some ways you can share the Gospel message on social media? Here are some tips for you give your youth group a social media presence

- Upload pictures from your youth event
 - Blogs
- Saint quotes/Pope Francis quotes
 - Vlogs (video logs)
 - Post prayers
- Share videos (there are so many great Catholic social media pages, check what they are doing and get inspired)
 - Create events

[Source: *Fit for Mission* Pastoral Plan]



Ever had someone who is a bit older come to you and wonder how fast you can type? Or will tell you about their good old days without technology.

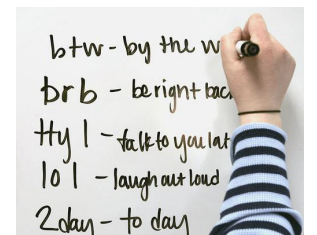
As part of Called to Action, we encourage you to go ahead and tutor people who come asking for your help. Especially if they are older



Explain to people what the different emoji's mean?

Quite often we do not realise that because we are so up to date with social media. A number of people especially older people, do not understand what slangs we use.

How can we help better their understanding of some everyday slangs?



Appendix 1

How Great is Our God - Lyrics

Verse 1: **English**

The splendor of the King
Clothed in majesty
Let all the earth rejoice,
All the earth rejoice

Verse 2: **Indonesian**

Terang-Nya bersinar
Kegelapan t'lah sirna
Sujudlah pada-Nya
Sujudlah pada-Nya

Verse 3: **Russian**

Наш Бог так велик! (Nash Bog Tak Velik)
Пой со мной (Poi tso Mnoi)
Наш Бог так велик! (Nash Bog Tak Velik)
Пусть видят все (Pust vidyat vse)
Наш Бог, наш Бог так велик! (Nash Bog, Nash Bog, Tak Velik)

Verse 4: **English**

Age to age he stands
And time is in His Hands
Beginning and the End,
Beginning and the End

Verse 5: **Spanish**

Los tres en uno son
La santa trinidad
Cordero y el león
Cordero y el león

Hook: **Portuguese**

Cuan grande es mi Dios
Quão grande é o meu Deus
Cantemos
Cuan grande es mi Dios
Y todos lo verán
Cuan grande es mi Dios

Verse 6: **English and Zulu**

Name above all names
Nkosi yamakhosi, Baba (King of all Kings, Father)
Worthy of our praise
Sithi uyingcwele, Baba (We say you are Holy, Father)
My heart will sing, how great is our God
You are the name above all names
Somandla Somandla, Baba (Almighty, Almighty Father)
You are worthy of our praise
Somandla Somandla, Baba (Almighty, Almighty Father)
My heart will sing, how great is our God

Bridge: **English**

How great is our God, sing with me
How great is our God, and all will see
How great, How great is our God
How great is our God, How great is our God
How great is our God, How great is our God
How great, How great is our God
[X2]

Interlude: **Zulu**



Yebo Nkosi yethu (Yes our King)


Outro: **Mandarin**






我神真偉大, (wo shen zhen wei da)
歌頌祢聖名, (ge song ni sheng ming)
真偉大, (zhen wei da)
全地都看見, (quan di dou kan jian)
我神真偉大。(wo shen zhen wei da)



Appendix 2


Creative Prayer Templates






 Post |  Photo/Video ×

 | Write something to Jesus...

     ⚙ Post

 Post |  Photo/Video ×

 | Write something to Jesus...





     ⚙ Post

Appendix 2


Creative Prayer Templates


Tweet to Jesus Christ

@Jesus



133

 Tweet




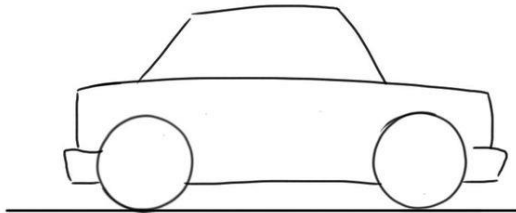
Appendix 3

The World Trade Circle example items

- Pen
- Pencil
- Bottle
- Hat
- Spoon
- Phone
- Keys
- A Doll
- A Coin
- Candle
- Jacket
- Paper
- A Bag
- A Watch
- Rubber band
- A Ball
- A Frisbee
- A Cone
- A Picture
- An Egg
- Rope
- Rubber Chicken
- Playing Cards
- Tissue
- Paint Brush
- Flag
- Hair Tie
- Sun Glasses
- Balloon
- Sponge
- Towel
- Eraser
- Flowers
- Toy Car
- Slipper
- Lolly

Appendix 4

Masterpiece examples to draw



Appendix 5

Are You Talking To Me? Introvert and Extrovert explanations

Introverts (or those of us with introverted tendencies) tend to recharge by spending time alone. They lose energy from being around people for long periods of time, particularly large crowds.

Extroverts, on the other hand, gain energy from other people. Extroverts actually find their energy is sapped when they spend too much time alone. They recharge by being social.

Appendix 5 Contd.

Are You Talking To Me? Introvert and Extrovert Instructions

Introverts:

1. Always speak softly and quietly.
2. Stand at least an arm's length away (or further) whenever you are in conversation with someone.
3. Don't look people in the eye when talking to them.
4. Try not to touch anyone, especially when talking to them – keep your hands by your side at all times.
5. Only smile at a few people.

Extroverts:

1. Speak loudly and excitedly.
2. Stand close to people when talking them –it's fine to touch them on the shoulder or arm when talking.
3. Try your best to look people in the eye when talking to them.
4. Use gestures when talking. It's ok to literally bump into people at the party – (no need to apologize)
5. Smiling and being friendly is wonderful!

Appendix 5 *contd.*

Are You Talking To Me? Human bingo sheets

Can drive	Has sky dived	Has taken a photo with a Bishop	Has visited a beach
Can play a sport	Can say Merry Christmas in two languages	Has climbed a mountain	Can name a Christmas movie
Can cook a native NZ dish	Has travelled to at least 4 countries	Can Sing the New Zealand National Anthem in Te Reo	Can swim
Can play an instrument	Has watched live rugby/sport	Is good at photography	Can sing the chorus of “We Wish You A Merry Christmas”